



 **cdf**  
School Furniture

# general specifications

## FRAMES

Frames are fabricated from welded steel tubing with a premium smoothness to provide a lustrous plated surface on the finished furniture. Tube size and wall thickness have been selected for maximum strength balanced with minimum weight based on more than 35 years experience manufacturing classroom furniture. Frames are designed with long continuous lengths of tubing such as the single piece front legs and back on all chairs to minimize reliance on welds for strength. Multiple welds between parallel tubes insure the integrity of the basic frame. Desk frames utilize a U shaped tubing configuration under the top or book box to provide the greatest possible leg room. All intersecting tubes are inserted into holes in the mating component prior to welding to provide added strength. Gas shielded metal arc welding is used for all joints to assure the greatest strength of the completed frame.

## FINISHING

The finish is applied after all assembly and welding has been completed so that there are no exposed or painted over welds. Chrome on nickel plating provides the most durable finish available for classroom environments. Optional powder coated frames offer the opportunity to coordinate color in the classroom and provides the most durable organic finish available today. Our company has over 50 years experience in electroplating and pioneered the use of powder coating for school furniture over 15 years ago.

## SEATS, BACKS AND DESK TOPS

All working surfaces of our premium furniture line are molded from 5/8" thick solid thermoset melamine plas-

tic. Seats are 16" wide and 15 1/4" deep for 17 1/2" high chairs and 14" wide by 13 1/2" deep for smaller chairs and adjustable chairs. Chair backs are contoured for optimal comfort and the chair frame is bent to match this curvature with attachment in four places. Seats are saddled for comfort and the front edge has a waterfall shape to reduce pressure on the legs. All components are attached using special #10 oval head screws to provide maximum strength. Desk tops have rounded edges, radiused corners and molded pencil grooves.

## GLIDES

High shoulder glides with an internal gripper spring are used on all our furniture. Full swivel up to 40 degrees and an internal cushion provide flat, solid contact with the floor. The bottom surface is case hardened steel for maximum durability. Nickel plating provides a corrosion resistant finish. Optional nylon bottom glides are available.

## SPECIAL OPTIONS

Special options are specified by adding an "SP" suffix to the part number and detailing the special requirements in the body of the purchase order.














Powder coated frames are available in all of the standard colors and several textured finishes. Minimum order quantities may apply.

Left-handed tablet arm chairs are available.

Nylon based glides can be substituted for the standard hardened steel glide. The ferrule, spring clip and nickel plated skirt are identical.

## OPTIONS

### COLORS

	BC	Black Cherry
	BG	Beige
	BU	Burgundy
	CH	Charcoal
	CR	Cranberry
	DT	Dark Teal
	EM	Emerald
	GY	Gray
	MV	Mauve
	NA	Navy Blue
	RB	Royal Blue
	RE	Red
	SP	Spruce
	TE	Teal

Seats and backs are available in all of the above standard colors.

Desktops are available in Beige, Gray and Charcoal.

Tablet arms are available in Beige and Gray.

Standard book box colors are Black and Beige.

# RETAIL PRICE LIST

## CDF School Furniture

35 New Street, Worcester, MA 01605

(P) 508-752-0600 (F) 508-754-3157

March 1, 2006

<u>Model No.</u>	<u>Size</u>	<u>Description</u>	<u>Price</u>
1000	12" – 16"	Posture Chair	\$76.20
1012	12"	Posture Chair	\$68.30
1013	13"	Posture Chair	\$68.90
1015	15"	Posture Chair	\$69.50
1017	17"	Posture Chair	\$71.95
1100	13" – 17"	X – Brace Chair	\$81.10
1112	12"	X – Brace Chair	\$72.55
1113	13"	X – Brace Chair	\$73.20
1115	15"	X – Brace Chair	\$74.75
1117	17"	X – Brace Chair	\$77.45
1206	12" – 16"	V – Stacking Chair	\$77.45
1208	14" – 18"	V – Stacking Chair	\$81.10
1212	12"	V – Stacking Chair	\$71.95
1213	13"	V – Stacking Chair	\$71.95
1215	15"	V – Stacking Chair	\$73.90
1217	17"	V – Stacking Chair	\$74.65
1315	15"	Bookrack Chair	\$82.95
1317	17"	Bookrack Chair	\$82.95
1415	15"	V-Back Bookrack Chair	\$84.15
1417	17"	V-Back Bookrack Chair	\$84.15
1515	15"	Bookbasket Chair	\$84.50
1517	17"	Bookbasket Chair	\$84.50
1613	13"	Cafeteria Chair	\$77.45
1615	15"	Cafeteria Chair	\$77.45
1617	17"	Cafeteria Chair	\$77.45
1717	17"	Music Chair	\$77.45
1800	13" – 17"	Computer Chair/Glides	\$143.90
1800C	13" – 17"	Computer Chair/Casters	\$146.35
1810	13" – 17"	Computer Stool/Glides	\$195.15
1810C	13" – 17"	Computer Stool/ Casters	\$197.55
2000	22" – 28"	Open Front Desk	\$121.45
2022	22"	Open Front Desk	\$114.60
2023	23"	Open Front Desk	\$114.60
2026	26"	Open Front Desk	\$116.10
2029	29"	Open Front Desk	\$117.60
2300	22" - 28"	Lift Lid Desk	\$176.10
2322	22"	Lift Lid Desk	\$169.75
2323	23"	Lift Lid Desk	\$169.75
2326	26"	Lift Lid Desk	\$169.75
2329	29"	Lift Lid Desk	\$169.75

<b>Model No.</b>	<b>Size</b>	<b>Description</b>	<b>Price</b>
4000	23" – 29"	Student Desk	\$93.90
4023	23"	Student Desk	\$87.10
4026	26"	Student Desk	\$87.10
4029	29"	Student Desk	\$87.10
4100	23" – 29"	Student Desk – Bookrack	\$119.50
4123	23"	Student Desk – Bookrack	\$111.00
4126	26"	Student Desk – Bookrack	\$111.00
4129	29"	Student Desk – Bookrack	\$111.00
4200	23" – 29"	Student Desk – Bookbasket	\$108.80
4223	23"	Student Desk – Bookbasket	\$100.60
4226	26"	Student Desk – Bookbasket	\$100.60
4229	29"	Student Desk – Bookbasket	\$100.60
4300	Spec.	Large Student Desk	\$129.75
4329	29"	Large Student Desk	\$125.90
4332	32"	Large Student Desk	\$123.90
4400	23" – 29"	Jr. Executive Desk	\$243.80
4429	29"	Jr. Executive Desk	\$236.60
5017	17"	Combination Chair/Desk	\$168.30
5117	17"	Chair/Desk – Bookbasket	\$177.70
5217	17"	Chair/Desk – Large Tablet	\$186.35
5317	17"	Chair/Desk – Tablet/Bookbasket	\$196.85
5417	17"	Heavy Duty Chair/Desk	\$173.80
5517	17"	Heavy Duty Chair/Desk – Bookbasket	\$183.30
5817	17"	Chair/Desk - Sled Base	\$209.75
5817	17"	Chair/Desk - Sled Base - Bookbasket	\$219.25
7000	18" – 24"	Adjustable Stool	\$64.65
7001	24" – 30"	Adjustable Stool	\$67.70
7018	18"	Stool	\$56.10
7024	24"	Stool	\$59.75
7030	30"	Stool	\$64.65
9015	15"	Tablet Arm Chair	\$135.65
9017	17"	Tablet Arm Chair	\$135.65
9315	15"	Tablet Arm Chair – Bookrack	\$145.40
9317	17"	Tablet Arm Chair – Bookrack	\$145.40
9415	15"	Tablet Arm Chair – V Back Bookrack	\$146.65
9417	17"	Tablet Arm Chair – V Back Bookrack	\$146.65
9515	15"	Tablet Arm Chair – Bookbasket	\$146.65
9517	17"	Tablet Arm Chair – Bookbasket	\$146.65
TC-C	17"	Teacher Chair w caster	\$91.30
TC-A	17"	Teacher Chair w arms	\$112.20
TC-A/C	17"	Teacher Chair w A&C	\$120.75
9617	17"	Trap Top	\$132.60
9717	17"	Trap Top – BR	\$143.60
9817	17"	Trap Top –BB	\$143.60

Prices are FOB Worcester, MA.

Pricing is effective as of the date above but subject to change without notice.

Refer to the product catalog sheets for detailed specifications. All chairs and desks heights are 1/2" greater than listed except for 12" and adjustable.

Steel glides are standard and will be supplied unless nylon is specified in the order. Pricing is the same.

Combination chair/desks are supplied standard with a slight slope to the writing surface. Level top units are available for an additional \$1.85 list.

Colors must be specified in the order. The standard frame finish is nickel/chrome but all products are available with powder coated frames at the same pricing. There may be an upcharge for special plastic or frame colors.

## SERIES 1000 **student chair**

### **1000 Style Posture Chair**

The basic student chair with 1"-18 gauge frame is formed from two pieces of tubing paralleling each other and welded beneath the seat. The frame is contoured to fit the shape of the 5/8" thick solid molded melamine back. The 5/8" thick molded seat is contoured for comfort and has a waterfall front edge. Adjustable height chair has 7/8"-18 gauge inserts attached with #14 self threading screws to securely lock the extension to the frame.

Heights : 1017 - 17<sup>1</sup>/<sub>2</sub>"; 1015 - 15<sup>1</sup>/<sub>2</sub>"; 1013 - 13<sup>1</sup>/<sub>2</sub>"; 1012 - 12"; 1000 - Adjustable 12<sup>1</sup>/<sub>2</sub>" to 16<sup>1</sup>/<sub>2</sub>".

### **1100 Style X Brace Chair**

Frame of the 1000 Style Chair with 1/2" diameter cross tubes inserted and welded into legs.

Heights : 1117 - 17<sup>1</sup>/<sub>2</sub>"; 1115 - 15<sup>1</sup>/<sub>2</sub>"; 1113 - 13<sup>1</sup>/<sub>2</sub>"; 1112 - 12"; 1100 - Adjustable 13" to 17"

### **1200 Style V-Leg Stacking Chairs**

Chair back of 1"-16 gauge tubing welded to 1"-18 gauge leg assembly with 5/16" wire brace to provide compact stacking.

Heights : 1217 - 17<sup>1</sup>/<sub>2</sub>"; 1215 - 15<sup>1</sup>/<sub>2</sub>"; 1213 - 13<sup>1</sup>/<sub>2</sub>"; 1212 - 12"; 1206 - Adjustable 12" to 16"; 1208 - Adjustable 14" to 18"

### **1300 Style Bookrack Chair**

1000 Style Chair with bookrack inserted into legs and MIG welded. Frame of the bookrack is 1/2" solid steel rod for strength and 5/16" steel wires are welded into it to support books.

Heights : 1317 - 17<sup>1</sup>/<sub>2</sub>"; 1315 - 15<sup>1</sup>/<sub>2</sub>"

### **1400 Style Bookrack Chair**

Same as 1300 Style except solid 1/2" steel rod extends across the back legs in an inverted V to help contain books and discourage use as a foot rest.

Heights : 1417 - 17<sup>1</sup>/<sub>2</sub>"; 1415 - 15<sup>1</sup>/<sub>2</sub>"

*A complete part number consists of first two digits of the style number followed by two digits for height (00 for adjustable) and two letters for color of seat & back. This specifies a chair with plated frame and hardened steel glides.*

Example: 1117GY specifies a 17<sup>1</sup>/<sub>2</sub>" X Brace Style Chair with a Gray seat & back with a plated frame and hardened steel glides.



**CDF School Furniture**

**35 New Street**

**Worcester, MA 01605**

**(P) 508-752-0600 (F) 508-754-3157**

**email: [sales@www.cdfschoolfurn.com](mailto:sales@www.cdfschoolfurn.com)**

**[www.cdfschoolfurn.com](http://www.cdfschoolfurn.com)**

## SERIES 1000 **specialty chairs**

### 1500 Style Book Basket Chair

1000 Style chair with 10" wide by 14" deep by 2" high basket formed from 1/4" wire welded between the legs.  
Heights: 1517-17<sup>1</sup>/<sub>2</sub>"; 1515-15<sup>1</sup>/<sub>2</sub>"

### 1600 Style Cafeteria Chair

Similar to 1100 Style X Brace Chair with back lowered to below table height (29<sup>1</sup>/<sub>2</sub>" ) and rear legs bent vertical to provide extra clearance in tight spaces and minimize tripping in aisles.  
Heights: 1617-17<sup>1</sup>/<sub>2</sub>"; 1615-15<sup>1</sup>/<sub>2</sub>"

### 1700 Style Band Pitch Chair

1000 Style chair with shorter front legs to provide proper posture and position for playing musical instruments.  
Heights: 1717 - 17<sup>1</sup>/<sub>2</sub>" rear of seat, 16<sup>1</sup>/<sub>2</sub>" front of seat

### 1800 Style Computer Chair

Adjustable height chair with fingertip control. Seat and back are 5/8" thick solid molded melamine attached to a 1"-18 gauge tubular frame. The pneumatic cylinder permits full swivel and seat height adjustment from 15" to 20". The 5 point base is molded from reinforced nylon and double casters provide easy movement over the floor.

Heights: 1800 - Adjustable 15" to 20"

*A complete part number consists of first two digits of style number followed by two digits for height (00 for adjustable) and two letters for color of seat & back. This specifies a plated frame and hardened steel glides.*

Example: 1515BC specifies a 15<sup>1</sup>/<sub>2</sub>" high chair with basket, a Black Cherry seat & back, a plated frame and hardened steel glides.

SERIES



**CDF School Furniture**  
**35 New Street**  
**Worcester, MA 01605**  
**(P) 508-752-0600 (F) 508-754-3157**  
**email: [sales@www.cdfschoolfurn.com](mailto:sales@www.cdfschoolfurn.com)**  
**[www.cdfschoolfurn.com](http://www.cdfschoolfurn.com)**

# SERIES 1000 student chairs



1200 Style

1300 Style

1100 Style

1000 Style

## SERIES 2000 **book box desks**

### 2000 Style Open Front Desk

Frames are 1"-18 gauge tubing and the stretcher tube is  $\frac{3}{4}$ "-18 gauge inserted into the rear legs and welded for maximum strength. The book box is deep drawn from a single piece of 20 gauge steel with the front edge rolled around a  $\frac{3}{16}$ " diameter reinforcing wire and the sides and bottom are embossed to provide extra stiffness. The book box is powder coated providing a tough but attractive finish. The top is 18" x 24" x  $\frac{5}{8}$ " thick solid melamine with a molded pencil groove. Adjustable desks have  $\frac{7}{8}$ "-18 gauge inserts locked in place with #14 self threading screws.

Heights : 2029 -  $29\frac{1}{2}$ "; 2026 -  $26\frac{1}{2}$ "; 2023 -  $23\frac{1}{2}$ "; 2022 - 22"; 2000 - Adjustable  $23\frac{1}{2}$ " to  $29\frac{1}{2}$ ".

### 2300 Style Lift Lid Desk

The frame is identical to the 2000 Style. The book box is deep drawn as a single piece with the top edge rolled for safety and sides and bottom embossed for rigidity. A pencil tray is attached just inside the back edge and a full length piano hinge attaches the top. A spring controlled closure on both sides of the box limits opening range and provides for gentle closing against elastomer stops.

Heights : 2329 -  $29\frac{1}{2}$ "; 2326 -  $26\frac{1}{2}$ "; 2323 -  $23\frac{1}{2}$ "; 2322 - 22"; 2300 - Adjustable  $23\frac{1}{2}$ " to  $29\frac{1}{2}$ "

*A complete part number consists of the first two digits of the style number followed by two digits for height (00 for adjustable), two letters for top color and two letters for box color. This specifies a plated frame and hardened steel glides.*

Example: 2026SABK specifies a  $26\frac{1}{2}$ " open front desk with Sand top and Black book box, chrome plated frame and hardened steel glides.



**CDF School Furniture**

**35 New Street**

**Worcester, MA 01605**

**(P) 508-752-0600 (F) 508-754-3157**

**email: [sales@www.cdfschoolfurn.com](mailto:sales@www.cdfschoolfurn.com)**

**[www.cdfschoolfurn.com](http://www.cdfschoolfurn.com)**

# SERIES 2000 **book box desks**



2300 Style



2000 Style

# SERIES 4000 **study top desks**

## **4000 Style Student Desk**

Frames are 1"-18 gauge tubing with 3/4"-18 gauge reinforcing stretcher inserted into and welded to the rear legs. The top is 5/8" thick solid melamine, 24" wide and 18" deep with molded pencil groove. Adjustable height desks have 7/8"-18 gauge inserts securely locked in place with #14 self threading screws. High shoulder, 1 1/4" full swivel, case hardened steel glides are standard. Heights : 4029 - 29 1/2"; 4026 - 26 1/2"; 4023 - 23 1/2"; 4000 - Adjustable 23 1/2" to 29 1/2".

## **4100 Style Bookrack Desk**

The 4000 Series frame design, featuring a U-shaped support for the top without a crosstube at the back, which provides maximum clearance for placing books into the rack. The rack is made from solid 3/8" steel rod for maximum strength, welded to the frame at the rear support tube and the front frame tube.

Heights : 4129 - 29 1/2"; 4126 - 26 1/2"; 4123 - 23 1/2"; 4100 - Adjustable 23 1/2" to 29 1/2"

## **4200 Style BookBasket Desk**

The full access frame design supports a bookbasket fabricated from 1/4" steel wire welded directly to top support tubing providing maximum usable volume for storage. Heights : 4229 - 29 1/2"; 4226 - 26 1/2"; 4223 - 23 1/2"; 4200 - Adjustable 23 1/2" to 29 1/2"

## **4300 Style Large Student Desk**

A 20" x 34" molded melamine top provides greater work surface than the standard student desk and is supported by a 1"-18 gauge welded tubular frame wide enough to provide wheelchair access.

Heights : 4332 - 32"; 4329 - 29 1/2";

4300 - Adjustable [Customer Specified - Variable Range]

*A complete part number consists of the first two digits of the style number followed by two digits for height (00 for adjustable), two letters for top color. This specifies a plated frame and hardened steel glides.*

Example: 4100CH specifies an adjustable study top desk with bookrack, Charcoal top, chrome plated frame, 4 extension legs and hardened steel glides.



**CDF School Furniture**

**35 New Street**

**Worcester, MA 01605**

**(P) 508-752-0600 (F) 508-754-3157**

**email: [sales@www.cdfschoolfurn.com](mailto:sales@www.cdfschoolfurn.com)**

**[www.cdfschoolfurn.com](http://www.cdfschoolfurn.com)**

# SERIES 4000 **study top desks**



4000 Style



4100 Style

# SERIES 5000 **combination chair/desk**

## **5000 Style Combination Chair/Desk**

The unique design of this combination chair/desk provides an exceptionally strong frame. The major structural member, made from 1<sup>1</sup>/<sub>4</sub>"-16 gauge tubing, supports the periphery of the desk top, drops to the front edge of the chair, and then wraps around to the side of the seat providing a moment arm to resist deformation. Additionally, a reinforcing tube is welded to the front leg, the wrap-around tube, and then to the back upright to strengthen the chair assembly while not restricting comfort or arm movement. Front and rear legs are 1<sup>1</sup>/<sub>4</sub>"-16 gauge tubing with the lower ends tapered to 1" to accommodate the standard industry-proven glide. All joints are gas shielded metal arc welded for maximum strength and the finish is applied after complete frame fabrication so that all welds are plated. Seats and backs are 5/8" thick molded melamine and the molded melamine desk top is a full 18" x 24" with pencil groove.  
Height : 5017 - 17<sup>1</sup>/<sub>2</sub>"

## **5100 Style BookBasket Chair/Desk**

The 5000 Style Chair/Desk with the addition of a 1/4" wire mesh basket 13" x 11" x 8" high for convenient storage of books.  
Height : 5117 - 17<sup>1</sup>/<sub>2</sub>"

## **5200 Style Extra Large Tablet Chair/Desk**

The basic 5000 Style Chair/Desk with the addition of a brace extending from the desk top frame to the back of the chair which provides a full length support for an extra large tablet working surface and arm rest.  
Height : 5217 - 17<sup>1</sup>/<sub>2</sub>"

## **5300 Style Extra Large Tablet Chair/Desk**

A 5200 Style Chair/Desk with the wire bookbasket.  
Height : 5317 - 17<sup>1</sup>/<sub>2</sub>"

## **5400 Style Heavy Duty Chair/Desk**

The 5000 Style Chair/Desk with the addition of a 1"-18 gauge tubular brace welded at one end under the desk top and at the other to the chair back which prevents any deformation of the back  
Height : 5417 - 17<sup>1</sup>/<sub>2</sub>"

## **5500 Style Heavy Duty Chair/Desk**

A 5400 Style Chair/Desk with the wire bookbasket.  
Height : 5517 - 17<sup>1</sup>/<sub>2</sub>"

*A complete part number consists of the first two digits of the style number followed by two digits for height, two letters for seat and back color and two letters for top color. This specifies a plated frame and hardened steel glides.*

Example: 5317RESA specifies a 17<sup>1</sup>/<sub>2</sub>" high chair/desk with bookbasket, Red seat and back and Sand top, chrome plated frame and hardened steel glides.



**CDF School Furniture**

**35 New Street**

**Worcester, MA 01605**

**(P) 508-752-0600 (F) 508-754-3157**

**email: [sales@www.cdfschoolfurn.com](mailto:sales@www.cdfschoolfurn.com)**

**[www.cdfschoolfurn.com](http://www.cdfschoolfurn.com)**

SERIES 5000

# SERIES 5000 **combination chair/desk**



5200 Style



5100 Style

## SERIES 7000 **stool**

### 7000 Style Stool

All purpose stool for art room, lab or locker room. Frames are 1" - 18 gauge tubing with 3/8" diameter solid rod foot ring and gas shielded, metal arc welded for maximum strength and stability. The 5/8" thick solid molded melamine tops are fastened directly to the frame with #10 self threading screws. Available in fixed heights or adjustable with 7/8"-18 gauge inserts locked into place with #14 self threading screws. High shoulder, 1 1/4" diameter full swivel, cushioned, case hardened steel glides are standard.

Heights: 7024 - 24", 7030 - 30", 7000 - adjustable 18" to 24"


*A complete part number consists of the first two digits of the style number, two digits for height (00 for adjustable) and two letters for the top color. This specifies a plated frame and hardened steel glides.*

Example : 7030GY specifies a 30" high stool with Gray top, chrome plated frame and hardened steel glides.



**CDF School Furniture**  
**35 New Street**  
**Worcester, MA 01605**  
**(P) 508-752-0600 (F) 508-754-3157**  
**email: [sales@www.cdfschoolfurn.com](mailto:sales@www.cdfschoolfurn.com)**  
**[www.cdfschoolfurn.com](http://www.cdfschoolfurn.com)**

SERIES 7000 **stool**



7000 Style

# SERIES 9000 **tablet arm chair**

## 9000 Style Tablet Arm Chair

The large molded melamine tablet (14" x 19" x 26") is supported under its periphery by a 1" tube welded to the front edge of the chair frame and a 1" diameter brace that is welded to the chair back which supports the full length of the tablet. This design provides an optimum structure to mount the tablet. The chair frame, made from 1"-18 gauge tubing, shares the same basic design as our proven 1000 Series chairs with slightly larger footprint to provide greater stability for the added tablet. Seats and backs are 5/8" thick solid molded melamine plastic. Standard glides are full swivel, high ferrule, solid steel construction with 1 1/4" diameter case hardened base.

Heights : 9017 - 17 1/2"; 9015 - 15 1/2"

## 9300 Style Bookrack Tablet

The 9000 Style tablet with the addition of a 13" x 17" bookrack made with 1/2" diameter solid steel side rails and 5/16" wire cross members welded together and to the chair frame using gas shielded metal arc welding.

Heights : 9317 - 17 1/2"; 9315 - 15 1/2"

## 9400 Style V-Back Bookrack Tablet

Identical with 9100 Style except solid 1/2" steel rod frame extends across the back legs in an inverted V  
Heights: 9417 - 17 1/2"; 9415 - 15 1/2"

## 9500 Style BookBasket Tablet

Basic 9000 Style Tablet Arm Chair with addition of 10" wide by 14" deep by 2" high basket formed from 1/2" wire and welded between the chair legs.  
Heights: 9517 - 17 1/2"; 9515 - 15 1/2"

*A complete part number consists of first two digits of style number followed by two digits for height, two letters for color of seat & back and two letters for color of tablet. This specifies a plated frame and hardened steel glides.*

Example: 9517RBGY specifies a 17 1/2" BookBasket style tablet arm chair with a Royal Blue seat and back, Gray tablet, plated frame and hardened steel glides.



**CDF School Furniture**

**35 New Street**

**Worcester, MA 01605**

**(P) 508-752-0600 (F) 508-754-3157**

**email: [sales@www.cdfschoolfurn.com](mailto:sales@www.cdfschoolfurn.com)**

**[www.cdfschoolfurn.com](http://www.cdfschoolfurn.com)**


# SERIES 9000 **tablet arm chair**



9400 Style



9000 Style



Worcester Manufacturing, Incorporated has been a metal finishing and fabrication company for over 50 years. In 1964 it started manufacture of a new line of tubular steel furniture for use in school classrooms. The simple, elegant but strong designs have become industry standards. Frames are fabricated from plating quality welded steel tubing using custom developed machinery and robotic welding to assure high quality parts produced at lowest cost. We pioneered in the use of hard plastic seating and writing surfaces to give the most durable, stain resistant and fire retardant product available to the industry for premium school furniture. We also pioneered the use of powder coating to provide the toughest non-metallic coating for frames and components applied with a technique which has the lowest impact on the environment of any coating process. Powder coating provides the designer and customer with a wide range of colors and textures. This complements our longstanding, in house capabilities for electroplating metal parts in a highly automated, environmentally compliant facility – one of the largest in the northeast.

In 1998, we formed a new division, CDF School Furniture, with designs that are refinements of our very successful historical product line based on over 35 years experience manufacturing classroom furniture.

Our mission is to supply the industry with the highest quality product at competitive prices using the knowledge derived over many years serving this market. Our product warranties are a tangible commitment to those goals.



**CDF School Furniture**  
**35 New Street**  
**Worcester, MA 01605**  
**(P) 508-752-0600 (F) 508-754-3157**  
**email: [sales@www.cdfschoolfurn.com](mailto:sales@www.cdfschoolfurn.com)**  
**[www.cdfschoolfurn.com](http://www.cdfschoolfurn.com)**